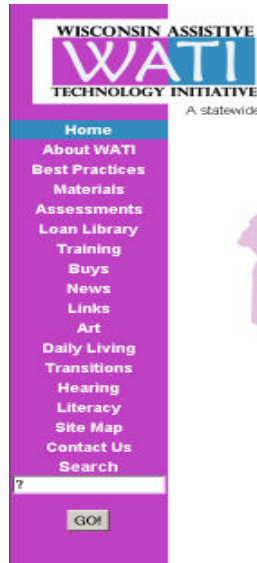


# The Monitor

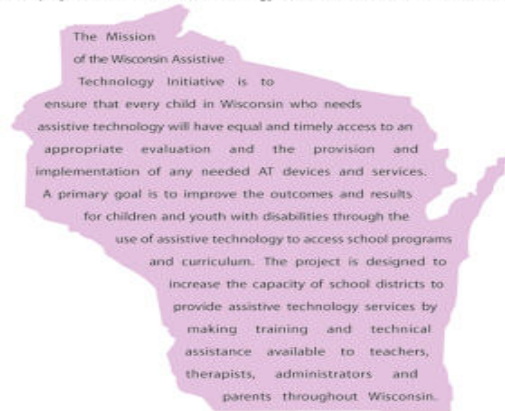
Sept/Oct 2004

Volume XII, Issue 1

A collaborative effort of Milwaukee Public Schools Department of Special Services Assistive Technology and the Wisconsin Assistive Technology Initiative



A statewide project to make assistive technology devices and services more available to children with disabilities.



Can you believe that summer is gone already? I'm not sure we had one. Perceptions can be deceiving but I know schools are open again and most of you are being introduced to new students and new challenges. As you plan for your students, don't forget to consider assistive technology along with the other tools and strategies that you might implement for them to have a successful learning experience this year. And remember WATI is your resource for assistive technology information, support, and technologies to try. I have included the contact information to all of the WATI consultants statewide later in this newsletter. Let's hear from you! One of my goals for this year is to make the WATI web site a better vehicle for information

## From the Director

for all of you. It is currently being revamped (see above) and will look different soon, but more importantly, I am committed to making it your best information source for WATI events, services, and products. As always, your feedback is welcomed. If there is something you would like to see on the web that is not currently there, email me and let me know.



Welcome Sharon Rhode!  
You may not know, but Cori Nelson, WATI's Lending Library Manager, left WATI

this summer to pursue her personal dreams. We wish her well and thank her for all of her years of service to WATI.

I would like your help in welcoming Sharon Rhode as our new Lending Library Manager. She joined WATI in July and is trying to make sense of the many library items we have in our inventory. Though not a special educator, she is not new to education. She comes to us with a counseling background. When you call, email, or fax in your next library request, be sure to say welcome!

Liz Lahm





## Upcoming WATI Trainings

Several training events are already scheduled for this fall that I would like you to be aware of. A partial list is provided below. Please contact the WATI consultant in these CESAs for more information or visit their CESA website. These offerings are always changing so contact any of the WATI consultants for a more up-to-date list of training opportunities. Also check the WATI website for updates at [www.wati.org](http://www.wati.org).

Date	Title	Offered By:
Oct. 26, Dec. 15, Feb. 22	Assessing for AAC- Three part series for teams	CESA 1
Dec. 13	Networking at Noon-"Building Teams and Resources" Dr. Penny Reed	CESA 1
Feb. 10 & 11	Intellitools -Classroom Suite -	CESA 2
Dec. 10	Stages: A Tool For Creating Alternate Assessment Portfolios	CESA 6
Dec. 15	AT Network	CESA 6
Dec. 15	Reading and Writing Workshop	CESA 11

Remember to appreciate the caterpillar when waiting for the butterfly."

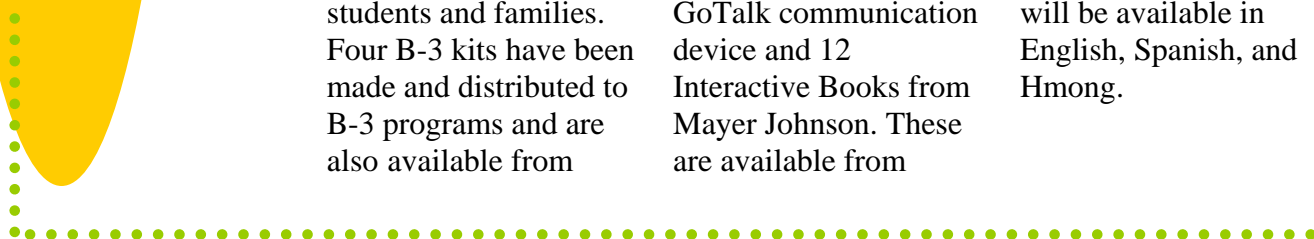


## WATI Lending Library

We have purchased many new items for the WATI lending library. They will be listed in the online catalog very soon. In future issues of The Monitor, these will be highlighted. In an effort to reach more children at an early age, WATI has been creating literacy kits for Birth to 3, Child Care, and Head Start service providers to use with their students and families. Four B-3 kits have been made and distributed to B-3 programs and are also available from

WATI consultants and the WATI Lending Library. Titles include: *If You See a Cow; Big & Little; Counting Bears; and One Two What Should We Do.* Two additional kits will be distributed this fall. For the little older population, literacy kits were distributed to Child Care Reference and Resource Centers. These kits included a GoTalk communication device and 12 Interactive Books from Mayer Johnson. These are available from

consultants and the lending library as well. This fall we will be launching electronic literacy units targeted for Head Start programs. They will be made available from our web site. Though they are being developed for Head Start programs, anyone will be able to download and use these units. The interactive books being developed will be available in English, Spanish, and Hmong.



## AT in ACTION By JoEllen Waddell, CESA 5

### *Rebecca –She Never Gave Up*

Tenacious adj. 1. Holding or tending to hold persistently to something, such as a point of view. 2. Holding together firmly; cohesive. 3. Clinging to another object or surface; adhesive. 4. Tending to retain; retentive. Holding fast.

I really couldn't say she was tenacious, it has such negative connotations...bull headedness, obstinate, but as she relayed the story it was the word that kept creeping back into my thoughts. I wanted a kinder word; my feelings about Rebecca had changed so much in the last three years that the word tenacity didn't feel right. Three years ago, I barely knew who she was, now I can recognize her voice immediately on my voice mail.

There had to be a better word to describe this feeling right now as she narrated her story; the goose bumps, the tears welling in my eyes, my joy for her at attaining such a monumental goal and my pleasure at my small part in it. But the word tenacity bounced around for any number of reasons. Like a terrier with a ball, Rebecca just kept going after assistive technology for her kids. And each of them has diverse needs, skills that are all over the board, from extremely motivated to lethargic, and all of them blind.

When she started as the lead teacher in the Vision program in Portage, we began the talk about assistive technology. She was clueless about how to scan, edit, and change that scanning into MP3 to download. She became a diligent student. Together we taught the paraprofessionals all the intricacies of scanning; we overcame glitches, often the mistakes were simple human error, once we figured them out it was comical to realize our blunders. Neither of us liked calling for help; we'd work things out. Her program was one of the reasons I started the scanning program at the prison, she needed so much scanned for her kids to access, and I knew of a captive audience wanting to help. Assistive technology for students with disabilities is amazing, but it takes time, and mostly, tenacity. Rebecca stayed with it. She had all of her paraprofessionals trained in scanning, she sent home the text books on MP3 to enable her blind students to hear the text for their mainstreamed classes without the patient droning of an adult—now they had the computer voice at a specific speed, pitch and volume droning to them.

I started off being the “one in

the know” but now, I'm the one led through the maze of programs. Rebecca has explored options for her kids, some worked, and some really didn't. But this story, this incredible experience, worked. Rebecca worked to understand IntelliKeys and IntelliTalk, programs used for visually and physically handicapped students. Both programs were extremely complex with help coming from the company's tech support and reading and rereading the manuals, sometimes she taught the technicians. In December, Ron Tackett, the CESA 5 Itinerant Vision Teacher, mentioned that he had heard something about Morse code. One of Rebecca's students, vision and physically involved with CP, had perfect pitch. Rebecca wondered if Morse code would work for her? She thought it was worth a try. She rigged up three switches. One for back space, one for the dit (or Morse code dot) and one for the dah (or Morse code dash). Rebecca explored the internet and found a device called “Darci;” it inputs the dit's and dah's into the computer. The student's mother and Rebecca started teaching her how to use Morse code. When they started the entire page printed the words dit and dah with spaces between the letter. (cont.)

*Rebecca: She Never Gave Up, cont.*

Paragraph after paragraph of the words dit and dah; to me it made about as much sense as the Braille dots. Rebecca figured out how to input the switches through the Darci, and transpose them into letters in IntelliKeys and IntelliTalk produces the voice output. The student taps two switches using Morse code--red switch, blue switch is the letter A; blue switch, red switch, red switch, red switch is "B"; blue switch, red switch, blue switch, red switch, is "C" and so on through the alphabet and numbers. Not to mention, commas, periods, new paragraph, and all the other marks of punctuation to memorize. To begin there were three second intervals between letters. It was a mammoth task of memorization. The dits and dahs of Morse code are a minute change in tone, one that is difficult to discriminate without practice.

The week before Christmas break, Rebecca's adult son was home, he got a phone call from a very distraught parent. He sensed the urgency in her voice and gave her Rebecca's cell number. Rebecca received the phone call in the grocery store, aisle 3 right in the middle by the juices. The student's mother was ecstatic, her beloved daughter, her child multiply handicapped—blind, physically impaired, unable to speak clearly, could communicate via Morse code. She was exclaiming that her daughter got it, she understood that dots and dashes, or dits and dah's, were letters. She was learning all of the combinations for letters and key stroke short cuts. This is a student who unable to effectively communicate, unable to see, or move well enough to read Braille or use a Braille typewriter, could for the first time communicate

her thoughts. As Rebecca relayed the story of herself crying in the grocery store while on the phone with the mother, I thought of tenacity. It was hard not to feel her joy, to be glad that all of her hard work had paid off. Rebecca just never gave up; she kept looking and looking for anything that could help her kids. And in the end, this worked, many other things failed, but this worked. Assistive technology is like that, if you want to explore, to try new programs, to stretch your own learning curve you have to be just one thing, and that is tenacious. It, of course, is not going to work out immediately, you will make many mistakes, you will want to shake the computer, to throw it out the window, but there is no other way. In order to use assistive technology, you have to teach yourself; and sometimes that is the most resistant student.



Revised 10/29/03

Regional Consultants

**Michelle Weingarten**

CESA #1  
19601 W. Bluemound Rd.  
Suite 200  
Brookfield, WI 53045  
Phone: 262-787-9566  
FAX: 262-787-9501  
sweingar@cesa1.k12.wi.us

**Jill Gierach**

CESA #2  
448 E. High St.  
Milton, WI 53563  
Phone: 608-758-6232 x 340  
FAX: 608-868-4864  
jgierach@cesa2.k12.wi.us

**Cindy Nankee**

CESA #3  
1300 Industrial Dr.  
Fennimore, WI 53809  
Phone: 608-822-3276  
FAX: 608-822-3828  
jnankee@mwt.net  
cnankee@cesa3.k12.wi.us

**Mary Wirkus Pallaske**

CESA #4  
923 E. Garland St.  
West Salem, WI 54669  
Phone: 608-786-4850  
FAX: 608-786-4801  
mpallaske@cesa4.k12.wi.us

**Judi Cumley**

CESA #5  
School of Communicative Disorders  
1901 4<sup>th</sup> Ave., UWSP  
Stevens Point, WI 54481  
CESA Phone: 608-742-8814 ext.  
311  
UWSP Phone: 715-346-3970  
UWSP FAX: 715-346-2157  
cumleyj@cesa5.k12.wi.us

**Karen Stindt**

CESA #6  
P O Box 2568  
2300 Ripon Rd.  
Oshkosh, WI 54901  
Phone: 920-236-0585  
FAX: 920-424-3478  
kstindt@cesa6.k12.wi.us

**Paula Lees**

CESA #7  
1909 Beech Tree Dr.  
Green Bay, WI 54304  
Phone: 920-884-0803  
plees@cesa7.k12.wi.us

**Joanne Laurich**

CESA #8  
223 W. Park St.  
Gillett, WI 54124  
Phone: 920-855-2114  
FAX: 920-855-2299  
jlaurich@cesa8.k12.wi.us

**Marcia Obukowicz**

CESA #9  
P O Box 449  
Tomahawk, WI 54487  
Phone: 715-453-2141  
FAX: 715-453-7519  
marciao@newnorth.net

**Julie Maro**

CESA #10  
725 W. Park Ave.  
Chippewa Falls, WI 54729  
Phone: 715-720-2162  
FAX: 715-720-2070  
jmaro@cesa10.k12.wi.us  
julie@aacintervention.com

**Kim Swenson**

CESA #11  
225 Ostermann Dr.  
Turtle Lake, WI 54889  
Phone: 715-986-2020 x 2179  
FAX: 715-986-2040  
kims@cesa11.k12.wi.us

**Kori Kreyer**

Hayward Middle School  
PO Box 860  
Hayward, WI 54843  
Phone: 715-634-2619 x1162  
FAX: 715-634-9953  
kkreyer@hayward.k12.wi.us

---

Statewide Consultant

**Paula Walser**

CESA #6  
P O Box 2568  
2300 Ripon Rd.  
Oshkosh, WI 54901  
Phone: 920-236-0541  
FAX: 920-424-3478  
pwalser@cesa6.k12.wi.us

WATI Director

**Liz Lahm**

Polk Library  
800 Algoma Blvd.  
Oshkosh, WI 54901  
Phone: 920-424-2247  
Phone: 800-991-5576  
FAX: 920-424-1396  
elahm@cesa6.k12.wi.us

Milwaukee Public Schools

**Diane Rozanski**

MPS Support Center  
6620 W. Capitol Dr.  
Milwaukee, WI 53216  
Phone: 414-438-3623  
FAX: 414-438-3447  
[rozansdm@mail.milwaukee.k12.wi.us](mailto:rozansdm@mail.milwaukee.k12.wi.us)

## What to do when *Dragon NaturallySpeaking Ver. 7* doesn't recognize what you say!

By Linda Andersen, Lab Resources  
Linda@elabresources.com

Although *Dragon NaturallySpeaking* never makes spelling errors, it occasionally puts in a different word than was said into a document.

There are 2 types of errors that can occur when you dictate: recognition errors and speaker errors. Recognition errors are errors the software makes recognizing your speech. For example, you may say, "there are" and the software may think you said, "where". Speaker errors, on the other hand, are errors the speaker makes, such as misspoken words. For example, you might have coughed in the middle of a word. Or, the word just came out wrong.

There is no difference in how recognition and speaker errors are corrected. When you correct these errors, you are not only correcting the text on your screen, but teaching *NaturallySpeaking* more about how you speak.

As *NaturallySpeaking* learns to understand you better, your voice file will improve and future dictation will be more accurate. One method of correcting these errors is to make corrections using the mouse and keyboard. Making corrections using the keyboard and/or mouse is natural to most computer users. If you do not need a hands-free

solution, this may be a convenient way for you to correct errors. To use this method, dictate some text. Then, drag your mouse over the word or words that need to be corrected to highlight them. Type the correct text. *NaturallySpeaking* will determine based on the original text and the correction whether this was a recognition error or a speaker error – and correct your voice file if appropriate.

*Be sure you highlight the text you want to correct! If you erase the errors by back spacing or using the delete key, your voice file will not improve.*

Another method is to make corrections using your voice so that you don't have to stop and use the keyboard. This is the "Select and Say" method. When you use "Select and Say", you select the incorrect text by voice. *Dragon NaturallySpeaking* will highlight the word you selected and also show you a short list of its next best guesses of what you said. You can either choose from the list or just say it again. Here's how it works:  
\*Dictate a few sentences until a recognition error

appears. Do not pause in the middle of this command.  
\*Select the error by saying "Select" plus the incorrect words. Do not pause in the middle of this command.

\*After you select an error, the correction window appears. This window shows *NaturallySpeaking's* best guesses for what you may have said. If what you really said is in this window, say "choose" plus the number next to it.

\*If the word you dictated does not appear in the correction window, say "Spell That" and then spell it aloud.

If you need hands-free access, choose the "Select and Say" method. "Select and Say" works in many applications, including *MS Word* and *DragonPad*.


*Dragon NaturallySpeaking* can be purchased through LAB Resources at a discount. LAB Resources also offers a printed, bound tutorial, "LAB Lessons for *Dragon Naturally Speaking*" to help users get up and running quickly. For pricing or to request a catalog, please call LAB Resources at 262-691-3476 or 800-691-3476 .

## Used Equipment Marketplace

The Used Equipment Marketplace offers a place to list items that you want to sell or donate because you no longer need them. You can also use the Used Equipment Marketplace to look for an item you need to buy or receive as a donation. WATI does not physically collect or keep these items. We are a liaison between the seller and the buyer. To receive contact information about an item that is listed, call WATI. Tell them what item you are interested in and they will give you the appropriate information. You will find the form for using the Used Equipment Marketplace on our web site or call to request one. Please submit your form to WATI at the following address:



WATI  
 Sharon Rhode  
 Polk Library  
 800 Algoma Blvd  
 Oshkosh, WI 54901



If you have any questions, you can call Sharon at 800-991-5576 or email her at [srhode@cesa6.k12.wi.us](mailto:srhode@cesa6.k12.wi.us).

### Items for Sale


ITEM NO.	DESCRIPTION	PRICE
199B	Rubbermaid polystyrene bath transfer seat, large seat & back	\$50
199C	2002 Prairie View foldable aluminum ramp for easy installation in Mini van side door opening, 26" x 6'	\$300 obo
200A	Rifton Gait Trainer, size medium (up to 75 lbs.), excellent condition - frame and hip, chest & arm prompts w/detachable Velcro straps	\$600 obo
200B	2001 Detecto pediatric weight and bar scale for sitting or lying down, 40 lb. capacity, excellent condition	\$275 obo
201A	Hoyer Lift, new, never used (child through adult)	\$500
201B	Guardian Bath Chair Model #98400, mesh w/restraints, PVC frame, excellent condition	\$100
201C	Rifton Potty Chair Model #E82, size large, wood w/restraints, excellent condition	\$100
201D	Rifton Swing Model #E431 size large, mesh w/restraint straps, PVC frame, excellent condition	\$50
203A	1999 Ford E150 Econoline full size van with 6" full cut dropped floor, Crow River Vangater lift, E-Z lock, Removable (quick release) passenger's chair in front, Low miles (32,000), one owner	\$28,000
203B	Hospital Bed-Twin Size, Excellent condition, used by small child	\$250



204	Kid Kart TLCI/2000 (used 3 months) Excellent Condition, Comes with Pediatric Butterfly Harness, lap belt, removable storage bag and tray, Sunshade, Wheel Locks, adjustable arm rests & knee angle. Max. child weight 75#, Retail price- \$3894	\$1200 obo
205A-205K	Alpha Smart 2000 it is a small portable word processor which can be used with a Mac or PC computer. Retail price \$408 (11 for sale)	\$100
205L-205P	Touch Window by Edmark 9-15 inch monitor ABD Retail \$400 (5 for sale)	\$75
206A	Freestyle Aug Communication Device (less than 3 years old) Retail \$7,046. Comes with case, Speaking Dynamically, Boardmaker, and extra battery	\$1000
211A	1988 GMC Conversion Van w/ Wheelchair Lift  Custom interior, CB radio,TV,table & bench seats, new brakes & battery, 115,000 miles	\$7500

**Items Wanted**

- 202                    Macintosh with Color Monitor, Color Printer, CD Rom
- 207                    Electric wheelchair or scooter to support up to 350#, right hand use, wide seat, leg lifts on wheelchair. (This woman is in a nursing home would like to have donation or small payment.)
- Looking for used equipment in range of \$500-\$1000
- 211                    Grab bars for tub/shower
- Telephone w/ emergency wearable button
- Electric heaters
- Electric hospital bed
- Insulation for walls
- Double pane windows
- Also- would like to hire a general handyman (Bruce, WI, area)



Monitor Schedule  
September 15  
November 15  
January 15  
March 15  
May 15

Articles due the first  
of the month

### Monitor Editor

Sue Loesl  
5225 West Vliet Street  
Milwaukee, WI 53208

Phone:  
(414) 475-8127

Fax:  
(414) 475-8277


E-Mail:

loeslsd@mail.milwaukee.k12.

**We're on the Web!**

See us at:

[www.wati.org](http://www.wati.org)



## Websites to Visit

[www.beacon-ridge.com](http://www.beacon-ridge.com)

Beacon-Ridge has a new on-line look! It is now easier to shop than ever.

Just click on *Everyone's Classroom* and go direct to our assistive solutions.

Our new specialty print catalog will be ready for the *Closing the Gap Conference* Oct 19-23, 2004. It is packed full of ideas to support hand writing.

You'll especially like our *Assistive Solutions Organize-Up Desk Tools Kit*. (contains Ring Pen, Assistive Accessories, Grippin' Stuff, Highlighter Tape and much more!)

lana@beacon-ridge.com  
Unique classroom materials and office supplies.

## Contacting WATI

Wisconsin Assistive  
Technology Initiative  
Elizabeth A. Lahm,  
Director

Polk Library  
800 Algoma Blvd.  
Oshkosh, WI 54901

800-991-5576

920-424-2247

fax: 920-424-1396

If you would like to be added to the WATI email list to receive The Monitor electronically, send your request and email address to [info@wati.org](mailto:info@wati.org).

